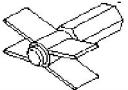
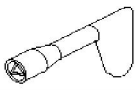


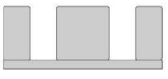


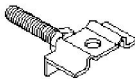
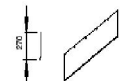
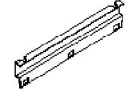
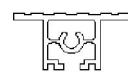

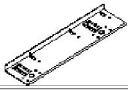
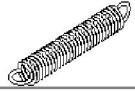
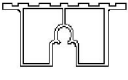









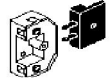
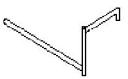



40/10 LANDING DOOR'S SPARE PARTS LIST

CODE	DESCRIPTION	SHOWN	CODE	DESCRIPTION	SHOWN
90.19.00	Bottom Guide Shoes		20.30.05	Plastic Triangular Emergency Key	
10.80.01	Aluminium Bottom Track/Sill		20.51.01	Landing Door Hanger Plate	
10.80.01 DEMİR	Solid Bottom Track/Sill		20.51.02 -MB	MB Door Panel Hanger Bolt	
10.80.01 SAC	Steel Bottom Track/Sill		20.51.02	Fermator Door Panel Hanger Bolt	
10.80.02	Landing Toe Guard (L=250mm)		20.51.03	Plaque for Vulkallan Guide	
10.80.03	Track/Sill Infill for Side Opening Doors (60mm)		20.60.01	Air Cord Pulley Mount	
10.80.04	Sill Support		20.70.02	Closing Spring	
10.80.08	Track/Sill Infill for Centre Parting Doors (70mm)		20.70.03	43mm Door Spring Closer Pulley	
.20.10.07	M6 Rubber Stopper		20.70.04	Door Closer Spring Fixing	
20.20.02	Main Lock Support		20.80.01	Landing Lock Beak	
20.20.03	Lock Switch Support		20.80.03	Lock Plate Roller	
20.20.04	MB Lock Series Switch		20.81.02	Lock Plate with 2 Rollers	
20.20.04 -F	Fermator Lock Series Switch				
20.30.01	Door Release Rod				
20.30.03	Complete door Release System				
20.30.04	Door Release Spring	